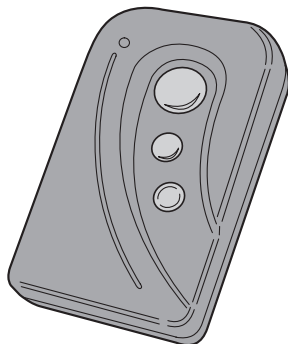


Linear ACCESS

GT-30

DIGITAL TRANSMITTER



Operation Instructions

Linear

(760) 438-7000 • FAX (760) 438-7043
USA & Canada (800) 421-1587 & (800) 392-0123
Toll Free FAX (800) 468-1340
www.linearcorp.com

DESCRIPTION

Linear's GT series of digital transmitters are wireless radio controls designed for use with Genie Pro® INTELLICODE™, Overhead Door® CodeDodger™, and Linear® Model AM-RGR access control receivers. The rolling-code GT radio format provides additional security by changing the transmitter's code with each use.

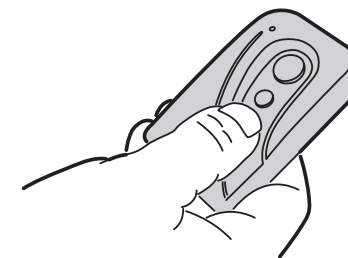
The GT-30 is a three-button transmitter that sends a unique code for each button. Typically, one button is used to operate a community access gate, another button can activate the individual's garage door, and a third button can control an additional door or other device.

The transmitter is powered by two Type 2016 "coin cell" batteries. A red indicator lights when the transmitter is activated. A removable spring steel visor clip is supplied attached to the back of the transmitter.

NOTE: INTELLICODE™, CodeDodger™, Genie Pro®, and Overhead Door® are registered trademarks of Overhead Door Corporation.

PROGRAM TRANSMITTER INTO RECEIVER

For INTELLICODE™ and CodeDodger™ systems, refer to the instructions provided with the receiver to set it to a "learning" mode. Activate the desired transmitter button to program that button into the receiver



Linear's Model AM-RGR receivers detect the signal from the transmitter and pass its digital code to the AM/II access controller.

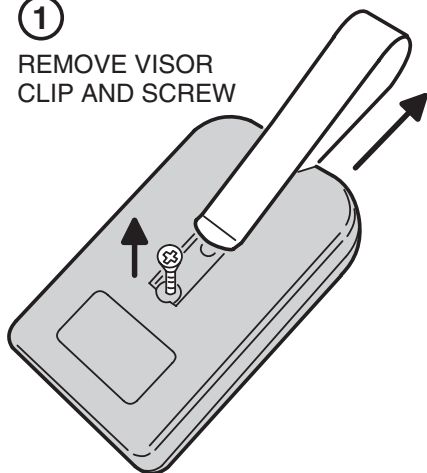
GT-30 transmitters are manufactured and sold "Block Coded" from the factory. Each block of transmitters is labeled with the starting and ending block code number, along with a facility code number. Refer to the AM/II instructions for details on how to program the block and facility code numbers into the controller.

REPLACING BATTERIES

When the red indicator on the face of the transmitter lights dimly, or not at all during activation, the batteries need replacing.

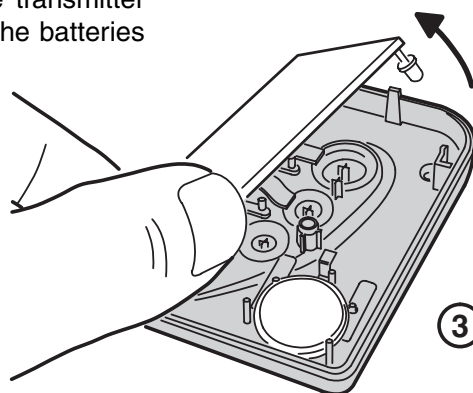
①

REMOVE VISOR CLIP AND SCREW



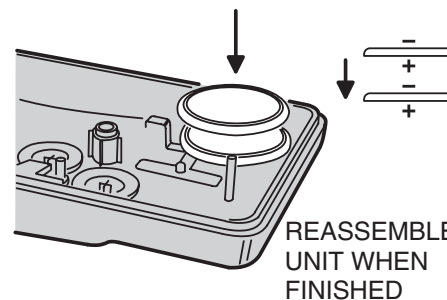
②

CAREFULLY REMOVE CIRCUIT BOARD



③

INSTALL TWO TYPE 2016 BATTERIES PLUS (+) SIDE DOWN



LINEAR LIMITED WARRANTY

This Linear product is warranted against defects in material and workmanship for twelve (12) months. The Warranty Expiration Date is labeled on the product. **This warranty extends only to wholesale customers** who buy direct from Linear or through Linear's normal distribution channels. **Linear does not warrant this product to consumers.** Consumers should inquire from their selling dealer as to the nature of the dealer's warranty, if any. **There are no obligations or liabilities on the part of Linear corporation for consequential damages arising out of or in connection with use or performance of this product or other indirect damages with respect to loss of property, revenue, or profit, or cost of removal, installation, or reinstallation.** All implied warranties, including implied warranties for merchantability and implied warranties for fitness, are valid only until Warranty Expiration Date as labeled on the product. **This Linear Corporation Warranty is in lieu of all other warranties express or implied.**

All products returned for warranty service require a Return Product Authorization Number (RPA#). Contact Linear Technical Services at 1-800-421-1587 for an RPA# and other important details.

IMPORTANT !!!

Linear radio controls provide a reliable communications link and fill an important need in portable wireless signaling. However, there are some limitations which must be observed.

- For U.S. installations only: The radios are required to comply with FCC Rules and Regulations as Part 15 devices. As such, they have limited transmitter power and therefore limited range.
- A receiver cannot respond to more than one transmitted signal at a time and may be blocked by radio signals that occur on or near their operating frequencies, regardless of code settings.
- Changes or modifications to the device may void FCC compliance.
- Infrequently used radio links should be tested regularly to protect against undetected interference or fault.
- A general knowledge of radio and its vagaries should be gained prior to acting as a wholesale distributor or dealer, and these facts should be communicated to the ultimate users.
- This device complies with FCC Part 15. Operation is subject to the following two conditions: (1) This device may not cause harmful interference and (2) this device must accept any interference received, including interference that may cause undesired operation.